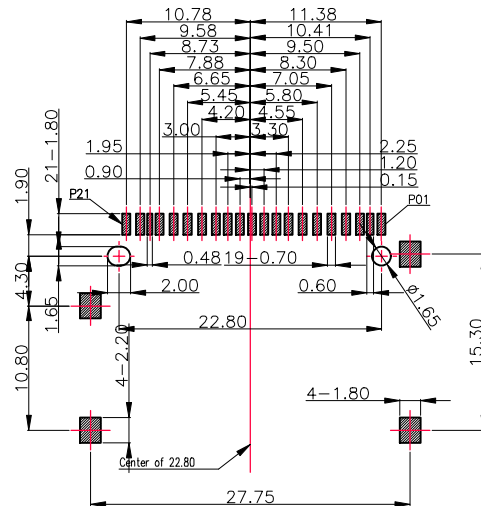
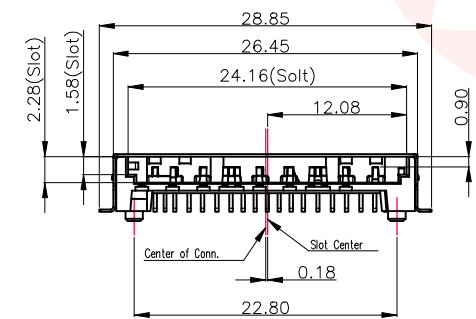
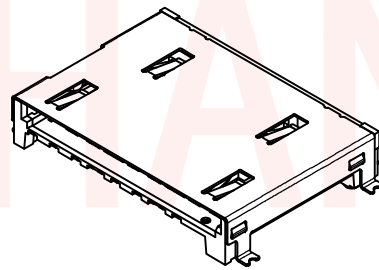
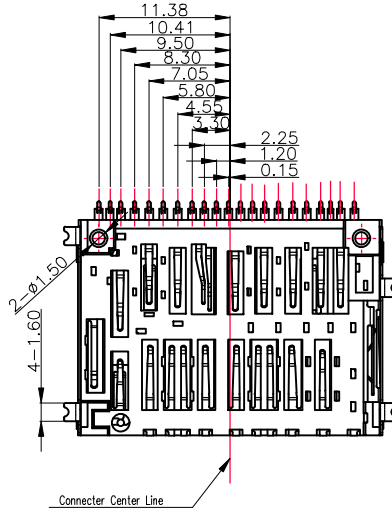
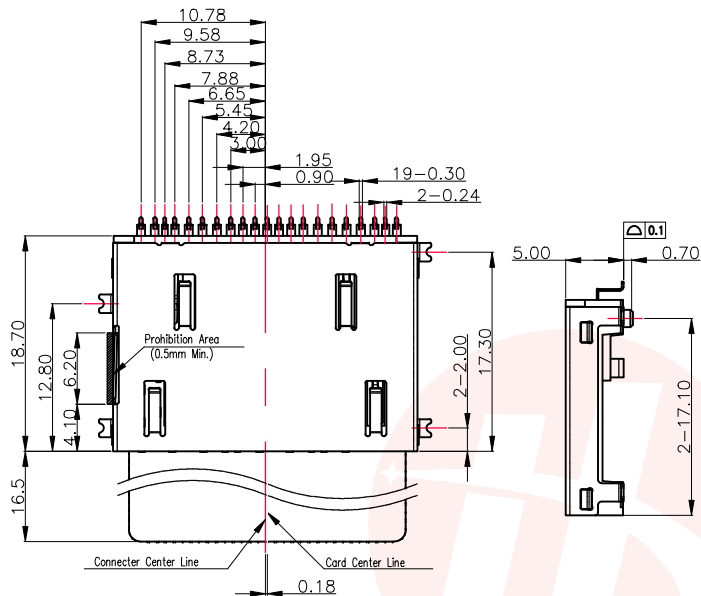




REV.	ECN NO OR DESCRIPTION	REVISED	DATE



Note:

- Material:
 - 1-1. Plastic: LCP, Black, UL94V-0
 - 1-2. Contact: Coper Alloy
 - 1-3. Shell: Stainless Steel
- Plating:
 - 2-1. Contact:
 - Contact Area: Au 1μ" min. Plating Over Ni 50μ" min.
 - Soldertail: Matte Tin 100μ" min. Plating Over Ni 50μ" min.
 - 2-2. Shell:
 - Solderability Ni 50μ" min. Over All
- Contact And Tail Coplanarity To Be 0.10mm max.

Pin Assignment Table

Pin No	SD Mode		UHS-II Mode		SD Express Mode	
	Name	Discription	Name	Discription	Name	Discription
P01			VSS3	Supply Voltage Ground	VSS3	Supply Voltage Ground
P02				Reserved		Reserved area for future pad extension
P03	DAT2	Data Line [Bit 2]			CLKREQ#	Reference clock request signal. Also used by L1 PM sub-states
P04			DO+	Differential Data 0+	PCIE TX+	
P05	CD/DAT3	Card Detect / Data Line [Bit 3]			PERST#	PE-Reset is a functional reset
P06			DO-	Differential Data 0-	PCIE TX-	
P07	CMD	Command / Response				
P08	CD	Card Detect	CD	Card Detect	CD	Card Detect
P09	VSS1	Supply Voltage Ground	VSS1	Supply Voltage Ground	VSS1	Supply Voltage Ground
P10			VSS4	Supply Voltage Ground	VSS4	Supply Voltage Ground
P11			VDD2	Supply Voltage (1.8V)	VDD2	Supply Voltage (1.8V)
P12	VDD	Supply Voltage	VDD1	Supply Voltage (3.3V)	VDD1	Supply Voltage (3.3V)
P13			D1-	Differential Data 1-	PCIE RX-	
P14	CLK	Clock				
P15			D1+	Differential Data 1+	PCIE RX+	
P16	VSS2	Supply Voltage Ground	VSS2	Supply Voltage Ground	VSS2	Supply Voltage Ground
P17			VSS5	Supply Voltage Ground	VSS5	Supply Voltage Ground
P18	DAT0	Data Line [Bit 0]	REFCLK+	PCIE Ref Clock		
P19			VDD3	Supply Voltage (1.2V)-TBD		
P20	DAT1	Data Line [Bit 1]	RCLK-	REFCLK-	PCIE Ref Clock	
P21	WP	Write Protect	WP	Write Protect	WP	Write Protect

Card Uninsertion	P08 Open P09 P21 Open P09
Card Write Protect insertion	P08 Short P09 P21 Open P09
Card Normal insertion	P08 Short P09 P21 Short P09

Recommended PCB Layout Top View (Tolerance±0.05)

UNLESS OTHERWISE SPECIFIED TOLERANCES

DECIMALS: X ±0.35 X.X ±0.20 X.XX ±0.10
 ANGLES: X ±2° X.X ±1°

东莞市汉博电子科技有限公司
DONGGUAN HANBO TECHNOLOGY CO., LTD

TITLE	SD 7.0 no push type 板上型H5.0mm			
DWN	xiong	PART NO. SD-750		
CHKD	lee	SCALE:1:1	UNIT: mm	
APVD	wang	SIZE: A4	SHEET:10F 1	REV: A4

CUSTOMER COPY