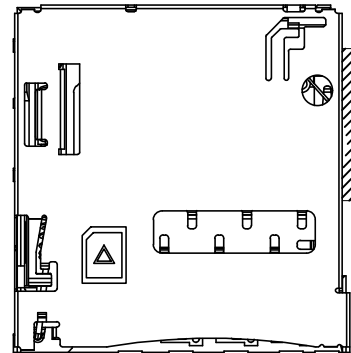
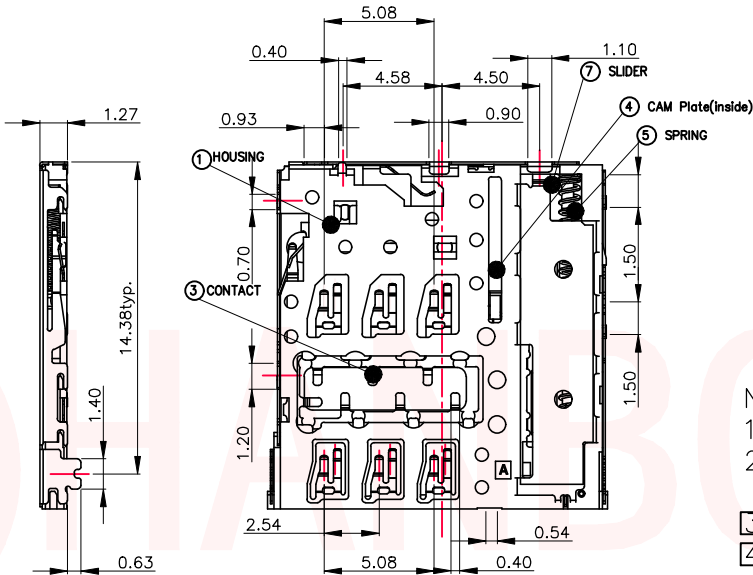
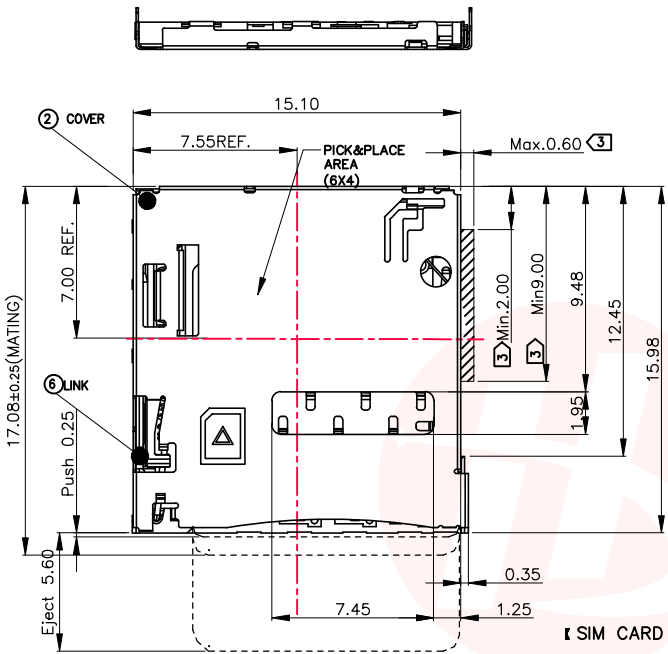
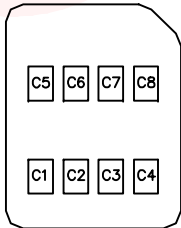




REV.	ECN NO OR DESCRIPTION	REVISED	DATE

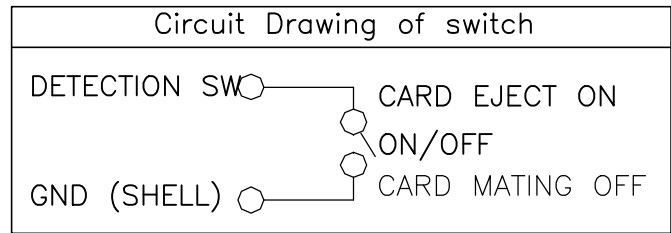


- NOTE:**
1. LEAD Co-planarity : Max 0.10mm;
 2. No rust, contamination, damage nor deformation effecting on function
 - 3 Switch moving area
 - 4 Non-cumulative tolerance
 5. Circuit Drawing of switch



【 SIM Card Pin Assignments 】

PIN	Name
C1	Vcc
C2	RST
C3	CLK
C4	Reserved
C5	GND
C6	Vpp
C7	I/O
C8	Reserved



NO.	DESCRIPTION	Q'TY	Material
7	SLIDER	1	LCP UL94V-0
6	LINK	1	STAINLESS STEEL
5	SPRING	1	SWP-B
4	CAM Plate(inside)	1	STAINLESS STEEL
3	CONTACT	1	COPPER ALLOY Nickel Barrier Contact: Au 1u" Min over Ni 40~200u" Lead : Au flash 1u" Min over Ni 40~200u"
2	COVER	1	STAINLESS STEEL Not hold down : Nickel 10~200u" Hold down : Au flash 1u" Min over Ni 10~200u"
1	HOUSING	1	LCP UL94V-0

【 Connector Pin Assignments 】

No.	Pin name	Description
①	C1	Vcc of SIM
②	C2	RST of SIM
③	C3	CLK of SIM
④	C5	GND of SIM
⑤	C6	Vpp of SIM
⑥	C7	I/O of SIM
⑦	SW	Detection Switch
⑧~⑰	GND	Shell Ground

UNLESS OTHERWISE SPECIFIED TOLERANCES

DECIMALS: ANGLES:
 X ±0.35 X ±2°
 X.X ±0.25 X.X ±1°
 X.XX ±0.15



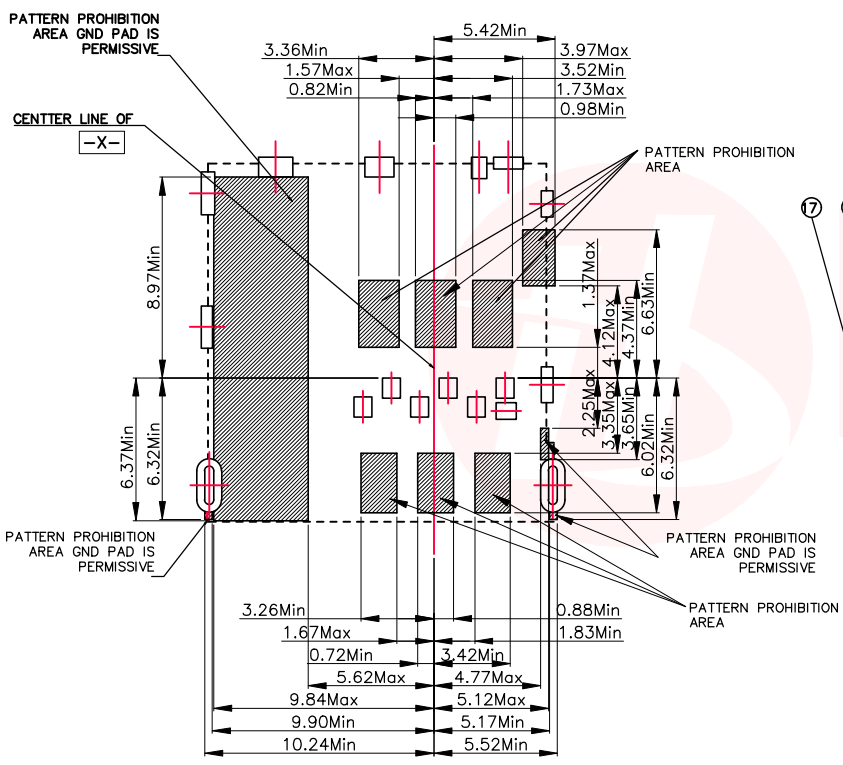
东莞市汉博电子科技有限公司
 DONGGUAN HANBO TECHNOLOGY CO., LTD

TITLE	1.27mm(DIP,1.4mm)PUSH MICRO CARD CONN CUSTOMER DRAWING		
DWN	xiong	PART NO. SMO-1320-P7	
CHKD	lee	SCALE:1:1	UNIT: mm
APVD	wang	SIZE: A4	SHEET:1OF 1
REV: A4			

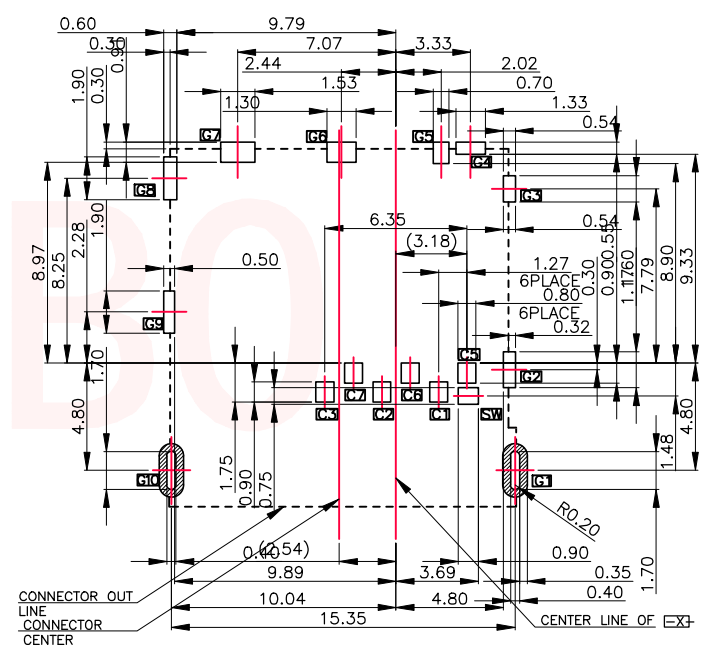
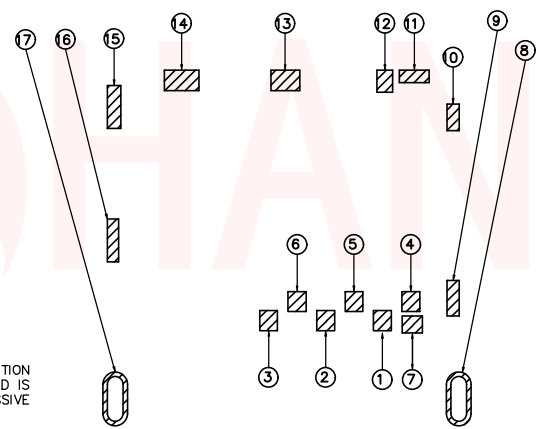
CUSTOMER COPY



REV.	ECN NO OR DESCRIPTION	REVISED	DATE



Recommended PCB Layout
(General tolerance: ±0.05)



UNLESS OTHERWISE SPECIFIED TOLERANCES		东莞市汉博电子科技有限公司 DONGGUAN HANBO TECHNOLOGY CO., LTD		
DECIMALS:	ANGLES:	TITLE	1.27mm(DIP,1.4mm)PUSH MICRO CARD CONN CUSTOMER DRAWING	
X : ±0.35	X : ±2°	DWN	xiong	PART NO. SMO-1320-P7
X.X : ±0.25	X.X : ±1°	CHKD	lee	SCALE:1:1 UNIT: mm
X.XX : ±0.15		APVD	wang	SIZE: A4 SHEET:1OF 1 REV: A4
CUSTOMER COPY				