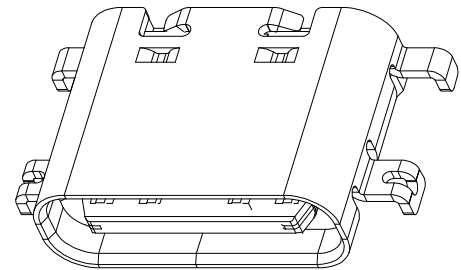
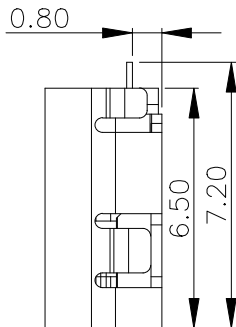
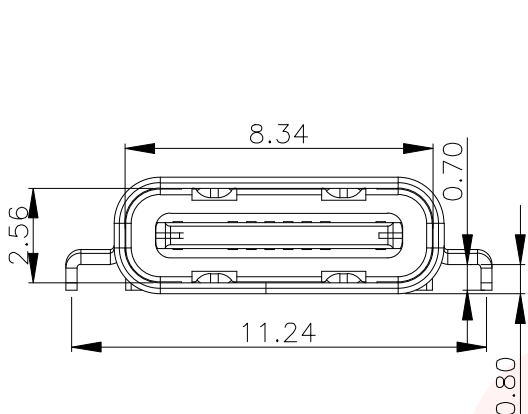
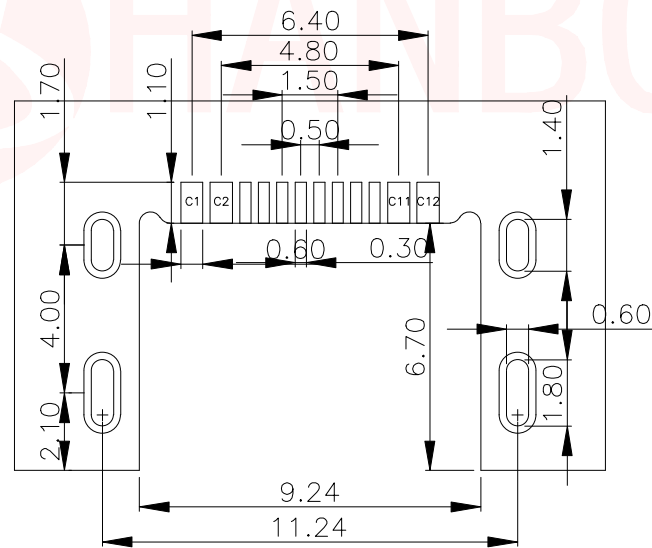
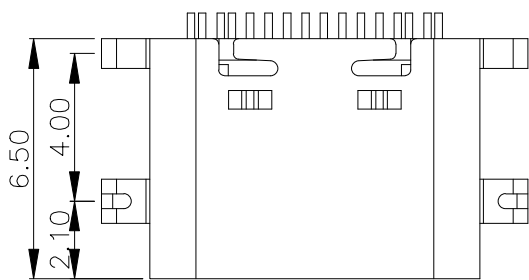




REV.	ECN NO OR DESCRIPTION	REVISED	DATE



- MATERIAL SPECIFICATION:
 - HOUSING: HIGH TEMPERATURE RESISTANT PLASTIC, UL94 V-0.
 - CONTACTS: COPPER ALLOY
 - MID PLATE: STAINLESS STEEL
 - FRONT SHELL: STAINLESS STEEL
- PLATING SPECIFICATION:
 - CONTACTS:
 - Ni 40u" MIN. UNDER PLATED OVER ALL.
 - Au PLATED ON THE FUNCTIONAL AREA OF CONTACT.
 - (GOLD PLATING THICKNESS FOLLOW THE P/N)
 - PLATING SPECIFICATIONS OF THE SOLDER AREA FOLLOW THE P/N
 - FRONT SHELL:
 - SEE TABLE 1.
 - SHIELD PLATE & EMI PLATE:
 - CLEAR ONLY
- MECHANICAL PERFORMANCE,
 - INSERTION FORCE: 0.5~2.0N.
 - REMOVAL FORCE: 0.8N~2.0N.
 - DURABILITY: 10000 CYCLES.
- ELECTRICAL PERFORMANCE,
 - CURRENT RATING: 5.0A
VOLTAGE RATING: 5.0V
 - LLCR:
 - VBUS & GND PINS AND OTHER PINS: 40mA/PIN MAX.
 - SHIELD: 50mA/MAX.
 - LLCR MAX. CHANGE OF ALL PINS: 10mA.
 - INSULATION RESISTANCE: 100MΩ MIN
 - DIELECTRIC WITHSTAND VOLTAGE, AC 100V FOR 1 MINUTE.
- ENVIRONMENTAL PERFORMANCE:
 - OPERATING TEMPERATURE: -25°C~+85°C.
- IR REFLOW:
 - THE PEAK TEMPERATURE ON THE BOARD SHALL BE MAINTAINED FOR 10 SECONDS AT 260°C.



PCB LAYOUT(Recommend)
(General Tolerance: ±0.05)

16 PIN USB Type-C Receptacle Interface (Front View)

PIN NO.	A1/B12	A4/B9	B8	A5	B7	A6	A7	B6	A8	B5	B4/A9	B1/A12
SIGNAL NAME	GND	Vbus	SBU2	CC1	D-	D+	D-	D+	SBU1	CC2	Vbus	GND
PCB PAD NO.	C1	C2	C3	C4	C5	C6	C7	C8	C9	C10	C11	C12

UNLESS OTHERWISE SPECIFIED TOLERANCES		东莞市汉博电子科技有限公司 DONGGUAN HANBO TECHNOLOGY CO., LTD			
DECIMALS:	ANGLES:	TITLE	TYPE C 16pin母座 沉板0.8(铜片)		
X. ±0.35	X°. ±2°	DWN	xiong	MC-109-C08	
X.X ±0.25	X.X°. ±1°	CHKD	lee	SCALE: 1:1	UNIT: mm
X.XX ±0.15		APVD	wang	SIZE: A4	SHEET: 1 OF 1
CUSTOMER COPY					