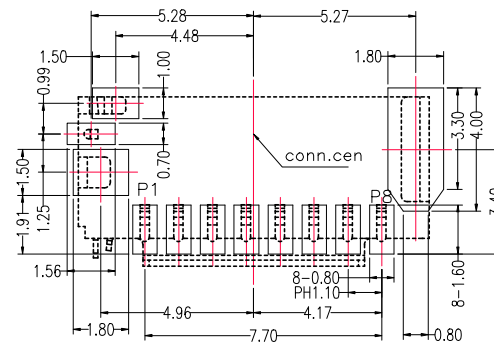
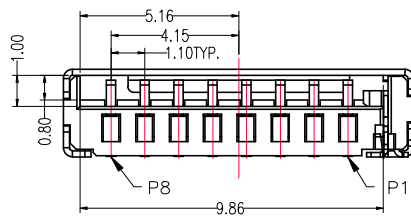
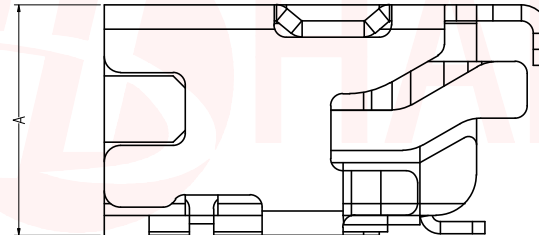
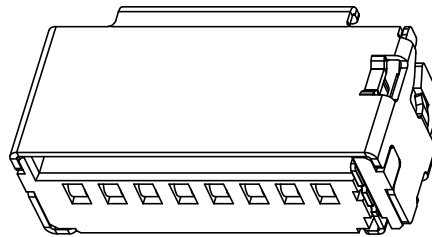
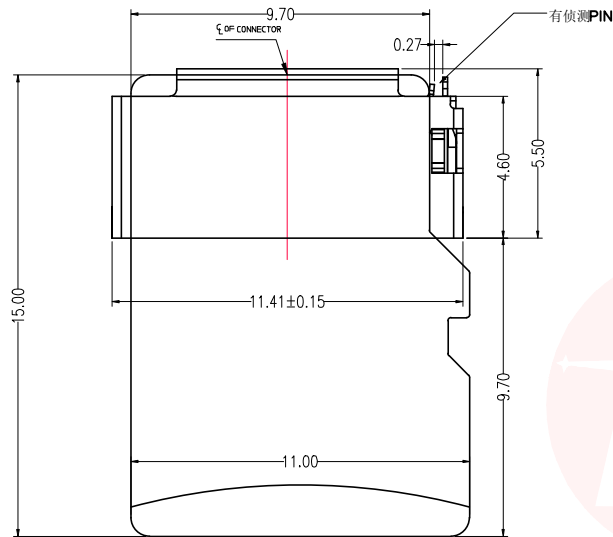




REV.	ECN NO OR DESCRIPTION	REVISED	DATE



RECOMMENDED PCB LAYOUT TOLERANCES ±0.05

—NOTES—

- 1.Electrical:
Contact resistance:50m ohms max.
Dielectric withstanding voltage:500V RMS.
Insulation resistance:1000M ohms min.
- 2.Mechanical:
MATE AND UNMATE FORCE:
MATE FORCE:4.5kg MAX
UNMATE FORCE:0.5kg MIN
Durability:1500cycles MIN.
- 3.Environment:
Operating Temperature:−25°to+85°.
- 4.FINISH:
TERMINAL: GOLD Plated Over NICKEL
Contact area,TIN ON
SOLDER TAIL AREA& TIN
Plated ALL Over NICKEL.
Shell: SPCC WITH NICKEL&GOLD Plated.
- 5.COLOR:
HOUSING:BLACK.

Pin No.	NAME
1	DAT2
2	CD/DAT3
3	CMD
4	VDD
5	CLK
6	VSS
7	DAT0
8	DAT1

序号	DIM A	料号
1	3.00H	TF-027-H300
2	3.35H	TF-027-H335
3	3.75H	TF-027-H375
4	5.20H	TF-027-H520

UNLESS OTHERWISE SPECIFIED TOLERANCES

DECIMALS:	ANGLES:
X :±0.45	X :±2°
.X :±0.35	X.X :±1°
.XX :±0.25	
.XXX :±0.15	



东莞市汉博电子科技有限公司
DONGGUAN HANBO TECHNOLOGY CO., LTD

TITLE	短体TF有侦测PIN (3.0H-5.2H)		
DWN	xiong	PART NO. TF-027-HXXX	
CHKD	lee	SCALE:1:1	UNIT: mm
APVD	wang	SIZE: A4	SHEET:10F 1
			REV: A4

CUSTOMER COPY